



Staircases Factory

www.merdiven.com



CHEEK STAIRCASES

Code. 040



This staircases direction can be U-Rotation, L-Rotation or Straight.

This sample staircases properties:

Wooden Type , Solid BEECH
Newel Post , PF- 8
Baluster , P-35, (Chrome Steal Pipe "Type 316 ")
Handrail , H-1



CHEEK STAIRCASES

Code. 042



This staircases direction can be **U**-Rotation, **L**-Rotation or Straight.

This sample staircases properties:

Wooden Type , Solid BEECH (natural varnished)
Newel Post , PF- 5
Baluster , P-07
Handrail , H-1



CHEEK STAIRCASES

Code. 043



This staircases direction can be **U**-Rotation, **L**-Rotation or Straight.

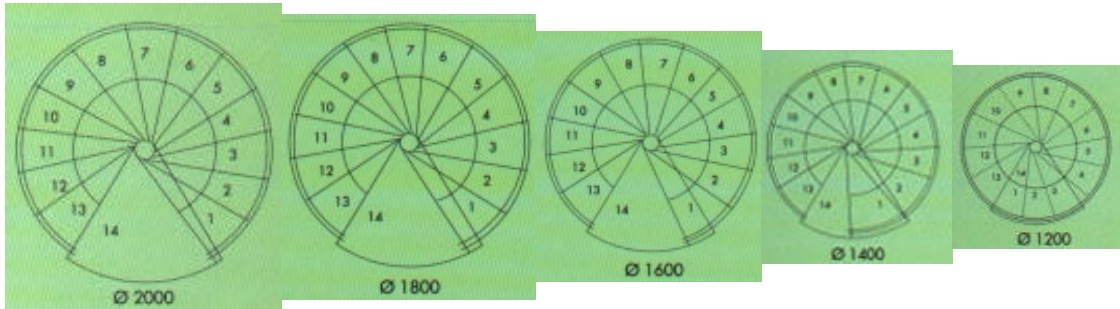


This sample staircases properties:

Wooden Type , Solid BEECH (natural varnished)
Newel Post , PF- 11
Baluster , P-34
Handrail , H-1



SPIRAL STAIRCASES, especially used in small area (for Basement or roof floor). But, It can be used for Main Staircases if the Staircases Diameter's bigger than 1800mm. (DIN Standards)



Those plans show the step position according to diameters which plans has 13+1 treads. For Example; The staircases which is 1200mm. diameter, can be complete one rotation with 13 treads. On the other hand, The staircases which is 2000mm. diameter, can be complete one rotation with 17 treads.

Staircases Direction of Rotation	
Left Turning	Right Turning

Technical Details											
Standard Staircases Diameters -(mm)	1200	1300	1400	1500	1600	1700	1800	1900	2000	2200	2400
Opening on the Ceiling (mm)	1350	1450	1550	1650	1750	1850	1950	2050	2150	2350	2550
Floor to Floor Height (mm)	220	210	200	200	190	190	190	180	180		
Tread Width (mm)	290	290	290	305	320	340	360	380	400		
Tread Thickness (mm)	35	35	40	40	40	40	40	40	40		
Baluster Height (mm)	910	910	910	910	910	910	910	910	910		
Type of Landingplate											
A		-	-	-	-	-	√	√	√	√	
B		√	√	√	√	√	√	√	√	√	
C		√	√	√	√	√	√	√	√	√	
D		√	√	√	√	√	√	√	√	√	

The landingplate can be Square or Round on the ceiling for Staircase. But, You should open 15cm. more than staircases diameter on the ceiling.

For Example: If you prepared 1650mm. opening size, you can put staircases which is 1500mm. diameter.

Before Assembling
---You should finished parquet, granite, painting etc.
---Downfloor assembling area ground must be hard ground.
---Downfloor assembling area ground must have no heating system pipe or water pipe on the ground.



SPIRAL STAIRCASES

Code. 052



Staircases Diameter is 140cm. and Right Turning.
The Ceiling opening size has to 155x155cm Square or 155cm Round for this Staircase.

This sample staircases properties:

Wooden Type , BEECH
Newel Post ,
Baluster , Steel Pipe (22mm.) – Color: Ral 9016
Handrail , H-1



SPIRAL STAIRCASES

Code. 056



Staircases Diameter is 190cm. and Right Turning.
The Ceiling opening size has to 205x205cm Square or 190cm Round for this Staircase.

This sample staircases properties:

Wooden Type , Mahagoni
Newel Post , Special
Baluster , P-07
Handrail , H-1



SPIRAL STAIRCASES

Code. 060



Staircases Diameter is 160cm. and Left Turning.

The Ceiling opening size has to 175x175cm Square or 175cm Round for this Staircase.



This sample staircases properties:

To be seen all Metal parts are lustreless 316 type of Stainless Chrome Steel.

Wooden Type , BEECH (natural varnished)

Newel Post , PF-11

Baluster , P-34


Handrail , H-1



Type of Wooden



Beech (Natural)



Beech (Colored)



Oak (Natural)



Mahogany (Natural)

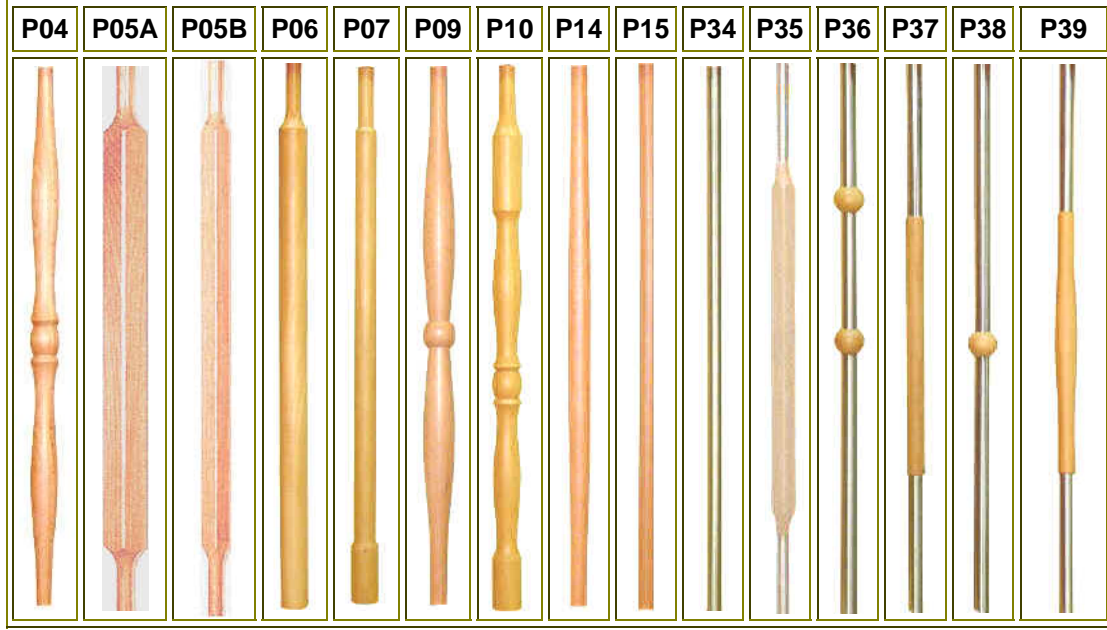


Maple (Natural)

All Wood is Solid.

(All our wood surface is natural. All or wood surface does not coating or artificial wood.)


Type of Baluster



Baluster Selection Table

MODEL	P04	P 05A	P 05B	P06	P07	P09	P10	P14	P15	P34	P35	P36	P37	P38	P39
Code. 040	X	X	X			X		X	X	X	X	X	X	X	X
Code. 042				X	X		X			X					
Code. 043				X	X		X			X					
Code. 052				X	X		X			X					
Code. 056				X	X		X			X					
Code. 060										X	X	X	X	X	X

Type of Newel Post



Newel Post Selection Table

MODEL	PF5	P F7	PF8	PF9	PF10	PF11
Code. 040	X		X	X	X	X
Code. 042	X		X	X		X
Code. 043	X		X	X		X
Code. 052	X		X	X		X
Code. 056	X		X	X		X
Code. 060		X				



Type of Handrail

CODE	Beech Wooden
<u>H - 4</u> 110x40	
<u>H - 5</u> 110x40	
<u>H - 6</u> 90x40	
<u>H - 1</u> 90x40	
<u>H - 2</u> 60x40	
<u>H - 3</u> Ø50	



COLOR CATALOGUE FOR METAL PARTS



Standard RAL Colors

RAL 3001	RAL 5020	RAL 6000
RAL 8016	RAL 9011	RAL 9016

Other Colors

RAL 1000	RAL 1001	RAL 1002	RAL 1003	RAL 1004
RAL 1005	RAL 1006	RAL 1007	RAL 1011	RAL 1012
RAL 1013	RAL 1014	RAL 1015	RAL 1016	RAL 1017
RAL 1018	RAL 1019	RAL 1020	RAL 1021	RAL 1023
RAL 1024	RAL 1027	RAL 1028	RAL 1032	RAL 1033
RAL 1034	RAL 1037	RAL 2000	RAL 2001	RAL 2002
RAL 2003	RAL 2004	RAL 2008	RAL 2009	RAL 2010
RAL 2011	RAL 2012	RAL 3000	RAL 3001	RAL 3002
RAL 3003	RAL 3004	RAL 3005	RAL 3007	RAL 3009
RAL 3011	RAL 3012	RAL 3013	RAL 3014	RAL 3015
RAL 3016	RAL 3017	RAL 3018	RAL 3020	RAL 3022
RAL 3027	RAL 3031	RAL 4001	RAL 4002	RAL 4003



RAL 4004	RAL 4005	RAL 4006	RAL 4007	RAL 4008
RAL 4009	RAL 4010	RAL 5000	RAL 5001	RAL 5002
RAL 5003	RAL 5004	RAL 5005	RAL 5007	RAL 5008
RAL 5009	RAL 5010	RAL 5011	RAL 5012	RAL 5013
RAL 5014	RAL 5015	RAL 5017	RAL 5018	RAL 5019
RAL 5020	RAL 5021	RAL 5022	RAL 5023	RAL 5024
RAL 6000	RAL 6001	RAL 6002	RAL 6003	RAL 6004
RAL 6005	RAL 6006	RAL 6007	RAL 6008	RAL 6009
RAL 6010	RAL 6011	RAL 6012	RAL 6013	RAL 6014
RAL 6015	RAL 6016	RAL 6017	RAL 6018	RAL 6019
RAL 6020	RAL 6021	RAL 6022	RAL 6024	RAL 6025
RAL 6026	RAL 6027	RAL 6028	RAL 6029	RAL 6032
RAL 6033	RAL 6034	RAL 7000	RAL 7001	RAL 7002
RAL 7003	RAL 7004	RAL 7005	RAL 7006	RAL 7008
RAL 7009	RAL 7010	RAL 7011	RAL 7012	RAL 7013
RAL 7015	RAL 7016	RAL 7021	RAL 7022	RAL 7023



RAL 7024	RAL 7026	RAL 7030	RAL 7031	RAL 7032
RAL 7033	RAL 7034	RAL 7035	RAL 7036	RAL 7037
RAL 7038	RAL 7039	RAL 7040	RAL 7042	RAL 7043
RAL 7044	RAL 7045	RAL 7046	RAL 7047	RAL 8000
RAL 8001	RAL 8002	RAL 8003	RAL 8004	RAL 8007
RAL 8008	RAL 8011	RAL 8012	RAL 8014	RAL 8015
RAL 8016	RAL 8017	RAL 8019	RAL 8022	RAL 8023
RAL 8024	RAL 8025	RAL 8028	RAL 9001	RAL 9002
RAL 9003	RAL 9004	RAL 9005	RAL 9006	RAL 9007
RAL 9010	RAL 9011	RAL 9016	RAL 9017	RAL 9018